

Student's Name _____

Teacher # _____ Branch _____

Piano

Level 1


Perfect Score: 80
Number Incorrect: _____
Final Score: _____
Grader's Initials: _____

Circle
Passing: 56 Pass / RAL
Convention Eligibility: 64 Yes / No

Certificate of Merit™


Musical Knowledge Exam

2013



Piano Level 1


1. Write the letter name for each note. The first one is done for you. (6 points)



G

(Example)


2. Circle the key on the piano that matches each note. The first one is done for you. (3 points)



(Example)

Middle C

3. Name each interval: 2nd, 3rd, 4th, 5th, 6th, 7th, or 8th (octave) The first one is done for you. (7 points)




4th

(Example)


4. Write the letter name for each five-finger pattern and circle Major or minor for each one. The first one is done for you. (10 points)



C Major minor
(Name) (Circle one)
(Example)




_____ Major minor
(Name) (Circle one)



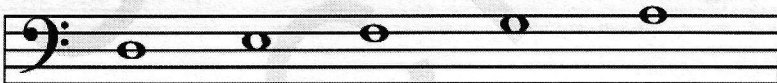
_____ Major minor
(Name) (Circle one)



_____ Major minor
(Name) (Circle one)



_____ Major minor
(Name) (Circle one)



_____ Major minor
(Name) (Circle one)

5. Write the letter name for each of these triads and circle Major or minor for each one. The first one is done for you. (10 points)



C Major minor _____ Major minor _____ Major minor _____ Major minor _____ Major minor _____ Major minor
(Example)

6. Name the Major key for each of these key signatures. The first one is done for you. (3 points)

 C Major Major Major Major
(Example)

7. Add sharps (#) or flats (b) to complete each of these Major scales. (3 points)

F Major Scale

D Major Scale

G Major Scale


8. Check the Roman numeral for each primary triad in this example. (3 points)


 V IV I
 I V V

9. In question 8, are the primary triads Major or minor? Check the answer. (1 point)





 Major minor

10. Check the name for each note or rest. (2 points)





a.  dotted half note
 whole note

b.  quarter rest
 whole rest

11. Check the correct counting for each of these examples. (2 points)

$\frac{4}{4}$  |  |   ||

a. 1 2 & 3 4 1 2 3 4 1 & 2 & 3 4 1 2 3 4
 1 & 2 & 3 4 1 & 2 3 4 1 & 2 & 3 4 1 2 3 4

$\frac{3}{4}$  |  |  |  ||

b. 1 2 & 3 & 1 2 3 1 & 2 3 1 2 & 3 1 2 3
 1 & 2 3 & 1 2 3 1 2 3 1 2 & 3 1 2 3

12. Check the number of beats each note or rest receives in $\frac{4}{4}$ time. (3 points)

a.  2 beats
 3 beats

b.  1 beat
 2 beats

c.  3 beats
 4 beats

13. Check the name or definition for each term or symbol. (8 points)


a. *cresc.* gradually softer
 gradually louder

b. *rit.* gradually slower
 gradually softer

c. *mf* mezzo forte: medium loud
 fortissimo: very loud

d. *8^{va}* fermata: hold longer
 play 8 notes (an octave) higher

e. *pp* mezzo piano: medium soft
 pianissimo: very soft

f.  staccato: not connected, crisp
 tenuto: hold the note for its full value

g.  first and second ending
 use the damper pedal

h. *ff* fortissimo: very loud
 mezzo forte: medium loud

1 2 3 4

mf a. *p* b.

c. 5 6 7 8

f d.

Hook: *Minuet*

Answer questions 14-22 about the music above. (12 points)

14. What is the key?
 G Major
 C Major
15. How many beats are in each measure?
 3 beats
 4 beats
16. Which type of note will receive one beat?
17. How should the right hand be played in measures 1- 4?
 legato
 staccato
18. How should the last two notes in measure 7, treble clef, be played?
 legato
 staccato
19. How will the music sound at the beginning?
 medium soft
 medium loud
20. How many times should the music be played?
 one time
 two times
21. The melody in measures 1 - 2 is the same as the melody in measures 3 - 4. What is this called?
 repetition
 accidental
22. Name each circled interval.
 a. _____
 b. _____
 c. _____
 d. _____

EAR TRAINING EVALUATION

This is your Level 1 ear training evaluation. Listen to each question and its musical example. Circle your answer. Each example will be played three times. (7 points)

1. Major




minor



2. Legato touch

Staccato touch

3. Major




minor




4. Second



Fifth



5. A.



B.



6. A.



B.



7. *p* to *f*

f to *p*